



Republic of the Philippines  
**SOUTHERN LUZON STATE UNIVERSITY**  
Lucban, Quezon

**REQUEST FOR QUOTATION**

**LABORATORY EQUIPMENT (CAM)**

**Purchase Request No. 2024-08-1665**

**Approved Budget for the Contract: P=844,046.00**

The Southern Luzon State University through the Bids and Awards Committee invites interested firms/supplier to submit quotation for the procurement of **Laboratory Equipment (CAM)** to apply the sum of **Eight Hundred Forty Four Thousand and Forty Six Pesos Only (P= 844,046.00)** inclusive of VAT, being the **Approved Budget for the Contract (ABC)**, details as follows:


Qty.	Unit	ITEM/S DESCRIPTION
1	unit	<b>Maternity Model for Leopold's Maneuvers</b> Size: Approx. 20.47in (52cm) x 13.78in (35cm) x 9.06in (23cm)   Weight: Approx. 24.25lb (11kg)   Trunk skin and fetus material are made of special silicone rubber with an appearance and texture that closely simulates human skin, for realistic practice   Life-sized model for practicing and teaching the four Leopold's Maneuvers and fetal heartbeat monitoring   Model contains a pelvis that enables realistic palpation to check the pubic symphysis and the ilium during uterine fundal height measurement and external pelvimetry, with a sensation that closely resembles an actual human body   Traube stethoscope monitoring of the fetal heartbeat can be practiced   Heartbeat sound can also be emitted from a speaker on the side of the panel
1	unit	<b>Adult Heart and Lung Sound Skill Training</b> Box dimension: 43"x22"x12"   Weight: 40lbs. (dim. Weight: 70lbs)   Hear the appropriate heart or lung sound as bell of stethoscope is moved across the front and back of the torso   Full size adult torso with palpable anatomic landmarks   Instructional manual   An external speaker plugs into the Virtual Stethoscope so a classroom can hear what the student hears   Carrying bag
1	unit	<b>Adult Multipurpose CPR Trainer</b> Weight: 35lbs   Dimensions: 30"x22"x12"   Allows learners to practice recognizing and managing a difficult airway via endotracheal intubation or surgical intervention, perform CPR, and treat tension pneumothorax   Full-size adult male head and torso   Ventilation trachea insert   Mini hand pump   Surgical trachea kit (5 surgical trachea inserts, 10 trachea skin covers and 10 simulated cricothyroid membranes)   Replaceable needle pneumo sites   Mineral oil lubricant   Talcum Powder   Instructions manual and Soft carrying bag
1	unit	<b>Giant Heart Model</b> Size: 12.6 x 7.1 x 7.1 in.   Weight: 1.45 lb   Excellent for study of blood flow through heart with color coded veins and arteries   Use for study and quizzing of heart anatomy and physiology   The left auricle and ventricle wall can be removed to show the atrium, mitral valve, ventricle and papillary muscles   Removable parts are held on by magnets   Mounted on base

1	unit	<b>Giant Kidney Model</b> Medially dissected, Enlarged 3x   Model shows the renal artery and vein, a portion of the ureter, cortex, medulla, pyramids, pelvis, major and minor calyces, and the internal blood supply and drainage in deep relief   made of vinyl-plastic
1	unit	<b>Respiratory with Pulmonaru Alveoli</b> And alveoli about 150 times enlarged is provided. Its enlarge microscopic structure helps illustrate the exchange of CO2 and O2
		<b>*see attached picture for reference</b>

1. The quotation must be submitted (can also be send thru email at the contact details listed below) or to the Office of the Procurement Office/Bids and Awards Committee, Southern Luzon State University, 2<sup>nd</sup> Flr. Hermano Puli Building, and shall be received by the Committee.

E-mail : [slsuprocmement@slsu.edu.ph](mailto:slsuprocmement@slsu.edu.ph)

2. The SLSU reserves the right to reject any or all quotations and/or proposals and waive any formalities/ informalities therein and to accept such bids it may consider as most advantageous to the agency and to the government. Southern Luzon State University SLSU neither assumes any obligation for whatsoever losses that may be incurred in the preparation of bids, nor does it guarantee that an award will be made.

  
**MARIDEL C. ZABELLA**  
Head, Procurement Office  
Southern Luzon State University  
Lucban, Quezon  
Tel. No.: (042)540-6519





Republic of the Philippines  
SOUTHERN LUZON STATE UNIVERSITY  
Lucban, Quezon

**REQUEST FOR QUOTATION**

Office/End-User:	CAM	Date:	
COMPANY NAME:		PR No.:	2024-08-1665
ADDRESS :			
TEL. NO./FAX NO. :		TIN No.:	

Please quote your lowest price on the item(s) listed below, subject to the Terms & Conditions stated below and submit your quotation duly signed by your representative not later than \_\_\_\_\_ of \_\_\_\_\_ in the return envelope attached herewith to the Procurement office.

**TERMS and CONDITIONS**

1. All entries must be typewritten or legibility written.
2. Delivery period within \_\_\_\_\_ upon conforme of the approved Purchase Order (P.O). Administrative penalties to Sec. 69 of the Revised IRR-RA 1984 shall be imposed for non-delivery without valid reason.
3. Warranty shall be for a minimum of three (3) months for Supplies & Materials; (1) one year for Equipment from date of acceptance by the end-user.
4. Price validity shall be for a period of sixty (60) calendar days.
5. Suppliers required to submit updated documents yearly such as G-EPS Registration, Certificate of Tax, Mayor's Permit, DTI, Bank Name/Account and Branch for evaluation of the Procurement Office upon submission of the quotation.
6. Bidders shall submit complete specifications showing products certification, if applicable.
7. Please indicate the brand for each items being offered.
8. The Approved budget ceiling for this procurement is PHP 844,046.00.

**MARIDEL C. ZABELLA**  
Head, Procurement Office

Item #	Qty.	Unit	ITEM/S DESCRIPTION	Unit Price	Total Cost
	1	unit	<b>Maternity Model for Leopold's Maneuvers</b> Size: Approx. 20.47in (52cm) x 13.78in (35cm) x 9.06in (23cm)   Weight: Approx. 24.25lb (11kg)   Trunk skin and fetus material are made of special silicone rubber with an appearance and texture that closely simulates human skin, for realistic practice   Life-sized model for practicing and teaching the four Leopold's Maneuvers and fetal heartbeat monitoring   Model contains a pelvis that enables realistic palpation to check the pubic symphysis and the ilium during uterine fundal height measurement and external pelvimetry, with a sensation that closely resembles an actual human body   Traube stethoscope monitoring of the fetal heartbeat can be practiced   Heartbeat sound can also be emitted from a speaker on the side of the panel		
	1	unit	<b>Adult Heart and Lung Sound Skin Training</b> Box dimension: 43"x22"x12"   Weight: 40lbs. (dim. Weight: 70lbs)   Hear the appropriate heart or lung sound as bell of stethoscope is moved across the front and back of the torso   Full size adult torso with palpable anatomic landmarks   Instructional manual   An external speaker plugs into the Virtual Stethoscope so a classroom can hear what the student hears   Carrying bag		
	1	unit	<b>Adult Multipurpose CPR Trainer</b> Weight: 35lbs   Dimensions: 30"x22"x12"   Allows learners to practice recognizing and managing a difficult airway via endotracheal intubation or surgical intervention, perform CPR, and treat tension pneumothorax   Full-size adult male head and torso   Ventilation trachea insert   Mini hand pump   Surgical trachea kit (5 surgical trachea inserts, 10 trachea skin covers and 10 simulated cricothyroid membranes)   Replaceable needle pneumo sites   Mineral oil lubricant   Talcum Powder   Instructions manual and Soft carrying bag		
	1	unit	<b>Giant Heart Model</b> Size: 12.6 x 7.1 x 7.1 in.   Weight: 1.45 lb   Excellent for study of blood flow through heart with color coded veins and arteries   Use for study and quizzing of heart anatomy and physiology   The left auricle and ventricle wall can be removed to show the atrium, mitral valve, ventricle and papillary muscles   Removable parts are held on by magnets   Mounted on base		
	1	unit	<b>Giant Kidney Model</b> Medially dissected, Enlarged 3x   Model shows the renal artery and vein, a portion of the ureter, cortex, medulla, pyramids, pelvis, major and minor calyces, and the internal blood supply and drainage in deep relief   made of vinyl-plastic		
	1	unit	<b>Respiratory with Pulmonary Alveoli</b> And alveoli about 150 times enlarged is provided. Its enlarge microscopic structure helps illustrate the exchange of CO2 and O2		
			*see attached picture for reference		

Source of Fund:  
Delivery Period:


Warranty:  
Price Validity:

After having carefully need & accepted your General Conditions, We quote you on the item(s) at prices note above. If the space of provided on the Delivery Period, Warranty & Price Validity are left blank, it means that I concur w/ the Terms & Conditions specified by SLSU Procurement Office.

Printed Name/Signature/Date



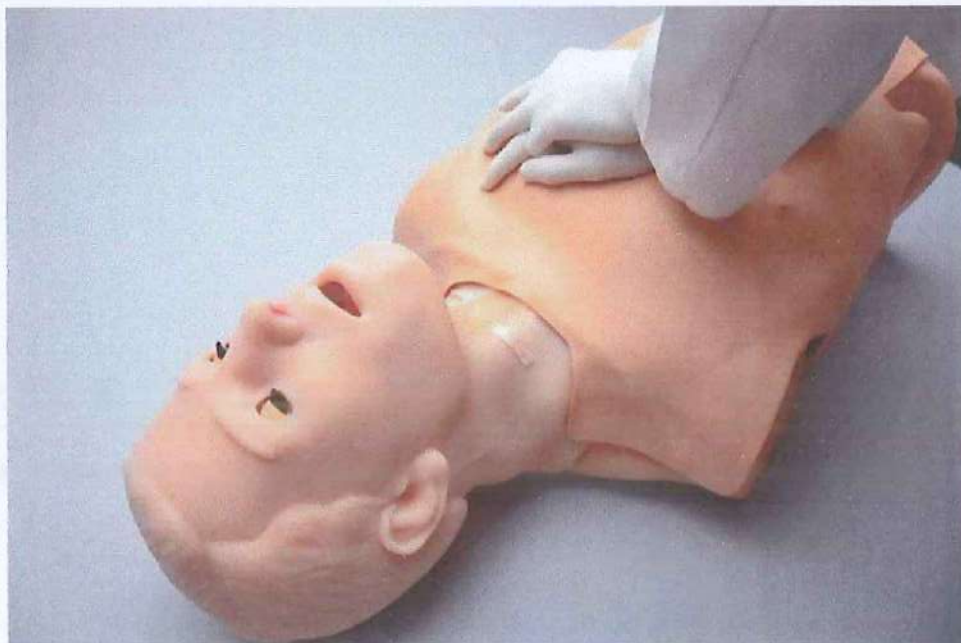
### **Maternity Model for Leopold's Maneuvers**



### **Adult Heart and Lung sound Skills Trainers**



### **Adult Multipurpose CPR Trainer**



**Giant Heart Model**



**Giant Kidney Model**



**Respiratory with Pulmonary Alveoli Model**

